











# AMERICAN SUPPLY








## 319-465-6655

















	Description	Item #	Pcs Per Box
	5" & 6" Gutter Coil .027 and .032  .027x5"= 2.65' per pound .032x5"= 2.24' per pound .032x6"= 1.75' per pound	GC-*	
	2x3 10ft .019 Downspout 3x4 10ft .019 Downspout 4x5 10ft .019 Downspout  Also available .024 in 3x4 30 degree White only	D-*-3 D-*-4 D-*-5	10 10 6
	2x3 A&B .019 Elbows (white and colors) 3x4 A&B .019 Elbows (white) 3x4 A&B .019 Elbows (Colors) 4x5 A&B .027 Elbows  75 degree standard	E-*-3 A or B E-*-4 A or B E-*-4 A or B E-*-5 A or B	30 30 20 9
	2x3 Longneck Elbows 3x4 Longneck Elbows 4x5 Longneck Elbows  30 degree brick offset	E-*-3 A Long or B Long E-*-4 A Long or B Long E-*-5 A Long or B Long	30 A-24 B-20 15
	5" Box Miters Inside & Outside 6" Box Miters Inside & Outside	M-*-5I or 5O M-*-6I or 6O	20 20
	5" Strip Miters Inside & Outside 6" Strip Miters Inside & Outside	M-*-5ISM or 5OSM M-*-6ISM or 6OSM	20 20







	5" Bay Miters Inside & Outside 6" Bay Miters Inside & Outside	M-*-5IBM or 5OBM M-*- 6IBM or 6OBM	20 20
	5" Left & Right Endcaps 6" Left & Right Endcaps	EC-*-5R or 5L EC-*-6R or 6L	50 50
	Touch- Up Paint	T-*	12
	4" Narrow Flange Oval Outlet (Mill Finish)  Connects Gutter to Downspout. May screw into place or use pop rivets.	O-3	50
	2x3 Rectangular Outlets 3x4 Rectangular Outlets 3 X 4 Heavy Duty Outlets  (works with standard Malco Punch)	O-6 O-5 O-20	100 50 50
	4x5 Outlet  This outlet can fit in the bottom of a 6" Gutter and is used with 4x5 Downspouts.	O-11	1
	2 3/4" Pop-In Round Outlet 2 3/8" Pop-In Round Outlet  Aluminum Pop-In Round gutter outlet 2 3/8" with an outside flange diameter 2 7/8" Aluminum Pop-In Round gutter outlet 2 3/4" with an outside flange diameter 3 1/8" on the Flats and 3 1/2" on the part.	O-34 O-38	250 250






	<p>4" Oval Outlet</p> <p>This outlet tube is for installing in k style gutters or any gutter with a flat bottom.</p>	<p>O-17</p>	<p>60</p>
	<p>3 3/8 Pop In Outlet</p> <p>This outlet can fit in the bottom of a 6" Gutter and is used with 3x4 Downspouts.</p>	<p>O-16</p>	<p>100</p>
	<p>3" Pipe Cleats 4" Pipe Cleats</p> <p>Two Pipe Cleats are required for every 10 feet of downspout.</p>	<p>P-1-3 Cleat P-1-4 Cleat</p>	<p>100 100</p>
	<p>2x3 "Saddles" Pipe Clips 3x4 "Saddles" Pipe Clips 4x5 "Saddles" Pipe Clips</p> <p>For hanging downspouts. Available in a variety of colors.</p>	<p>P-*-3 P-*-4 P-*-5</p>	<p>50 50 30</p>
	<p>4" Pipe Bands</p> <p>Flat Downspout Pipe Bands For 3x4 Downspout.</p>	<p>P-*-4 Band</p>	<p>100</p>
	<p>5" T-Wedge</p> <p>4400 T-Wedge can support 4,5, and 6 inch gutters in any slanted or sloped application including crown molding, 1x2 trim board, etc.. Uniquely designed for simple installation and is totally adjustable.</p>	<p>W-5</p>	<p>50</p>
	<p>6" Jumbo T-Wedge</p> <p>4500 Jumbo T-Wedge for 6 inch gutters in any slanted or sloped application including crown molding, 1x2 trim board, etc. Uniquely designed for simple installation and is totally adjustable.</p>	<p>W-6</p>	<p>50</p>

	<p>5" Gutter Wedges 6" Gutter Wedges 5" Gutter Wedges Royal Brown</p> <p>Standard gutter wedges. These have a 20 degree angle. These wedges work well with a roof slope ranging from 3-12 to 4-12 slope. This roof slope is found on most Ranch Style Homes.</p>	<p>W-1 W-2 W-3</p>	<p>100 50 100</p>
	<p>5" Steep Wedge</p> <p>5" Steep Gutter Wedge is for up to 9/12 pitch.</p>	<p>W-4</p>	<p>50</p>
	<p>Valley Splash Guards (White)</p> <p>Valley Guards that fit on inside corners. Designed to keep the water from over shooting the gutter during a heavy rain. 3" tall and each leg extends 8".</p>	<p>Y-23</p>	<p>12</p>
	<p>2x3 Tile Adapters (<b>Black or White</b>) 3x4 Tile Adapters (<b>Black or White</b>) 4x6x4 Tile Adapters (<b>Black Only</b>) 4x6x6 Tile Adapters (<b>Black only</b>)</p> <p>Tile Adapters make the transition from rectangle or square downspouts to underground drain tiles.</p>	<p>TA-* Into 3" or 4" Tile TA-* Into 3" or 4" Tile TA-34 Into 4" Tile TA-35 Into 6" Tile</p>	<p>24 24 12 12</p>
	<p>2x3 Downspout Funnel 3x4 Downspout Funnel</p> <p>This funnel allows you to bring two downspouts into one. Low Gloss White Only.</p>	<p>Y-7 Y-8</p>	<p>24 24</p>
	<p>3" Y-Diverter 4" Y-Diverter</p> <p>This Diverter allows you to manually direct the flow of water from one direction to the other simply by flipping the lever. Ideal for collecting rain water into rain barrels or large containers.</p>	<p>Y-9 Y-10</p>	<p>10 10</p>
	<p>3" Y-Funnel 4" Y-Funnel</p> <p>This Y Funnel allows you to bring two downspouts into one. Low Gloss White Only.</p>	<p>Y-12 Y-14</p>	<p>10 10</p>

	<p>2x3 A Downspout Hinges 3x4 A Downspout Hinges <b>(Available in White, Clay &amp; Royal Brown)</b></p> <p>Made of .040 Galvanized Steel, then coated with a baked on powder coated finish. Hinges come with installation instructions and locking tabs. Tabs keep the extension up when raised.</p>	<p>HI-*3A HI-*4A</p>	<p>12 12</p>
	<p>Zip Hinges <b>(Available in White &amp; Royal Brown)</b></p> <p>Universal Fit. Fits any residential or commercial gutter in the A or B position. Quick installation. Sturdy construction &amp; design. Made in the USA.</p>	<p>HI-Zip</p>	<p>12</p>
	<p>5" White Wraparound Hangers</p> <p>Standard for hanging gutter from roof. Low Gloss White Only.</p>	<p>H-15</p>	<p>100</p>
	<p>Twist Strap for H-5, H-6, H-48, H49</p> <p>Used to hang gutters from roof. Use with Monster hangers, Hangtite hangers, 2300 Series.</p>	<p>H-18</p>	<p>100</p>
	<p>Roof Hook Strap</p> <p>Use to hang gutter from roof. For use with all Brute hangers.</p>	<p>H-20</p>	<p>100</p>
	<p>Roof Apron Hanger</p> <p>Hooks into the lip of the gutter and is nailed to the roof sheeting prior to installation of shingles. Helps keep snow and ice from tearing gutter off the building.</p>	<p>H-14</p>	<p>50</p>
	<p>5" Hangtite With Clip or No Clip 6" Hangtite With Clip or No Clip</p> <p>The Hangtite is self-bracing at the points of greatest stress. Manufactured of heavy tempered aluminum, this is the strongest hanger in it's category. Narrow hanger with unsurpassed strength!</p>	<p>H-5 W/C or H-6 N/C H-48 N/C or H-49 W/C</p>	<p>1000 1000</p>








	<p>5" Brute Hanger No Clip 6" Brute Hanger No Clip</p> <p>Formed from .060 aluminum with pre-punched holes for speed and convenience. The roof hook hanger gives the Brute the versatility to offer additional support for extreme snow and ice loads on fascia hung gutters.</p>	<p>H-7 H-10</p>	<p>500 300</p>
	<p>5" Brute Hanger With Clip 6" Brute Hanger With Clip</p> <p>Formed from .060 aluminum with pre-punched holes for speed and convenience. The roof hook hanger gives the Brute the versatility to offer additional support for extreme snow and ice loads on fascia hung gutters.</p>	<p>H-8 H-11</p>	<p>500 300</p>
	<p>5" T-Bar Hanger 6" T-Bar Hanger</p> <p>Deluxe hanger with riveted aluminum strap. Allows you to hang gutter from roof without having a separate twist strap.</p>	<p>H-34 H-35</p>	<p>100 100</p>
	<p>5" Hangtite With Stainless Steel Strap 6" Hangtite With Stainless Steel Strap</p> <p>High quality, strong stainless steel strap coupled with the Raytec Hangtite hanger.</p>	<p>H-56 H-57</p>	<p>100 100</p>
	<p>5" Screw Hanger With Clip</p> <p>Premium 5" Gutter Screw Hangers fit all 5" K-Style Gutters. .050 Aluminum with 3" #12 screw for fast, easy installation, 1/4" hex drive head. Made in the USA!</p>	<p>H-71</p>	<p>500</p>
	<p>6" Screw Hanger With Clip</p> <p>Made with a heavy duty #12 screw. Made in the USA!</p>	<p>H-72</p>	<p>350</p>
	<p>5" GK40 Forza Screw Hanger #12 Screw 6" GK40 Forza Screw Hanger #12 Screw</p> <p>This Heavy Duty Forza Hanger has a #12 screw &amp; Deep guests for superior strength. The Forza hanger is similar to the Raytec hangfast gutter hanger.</p>	<p>H-93 H-94</p>	<p>500 250</p>







	<p>5" Vampire Hanger</p> <p>The installation process joins the pre-fabricated hanger to the gutter in a unique manner which assures the strength of the final installation.</p>	<p>H-92</p>	<p>100</p>
	<p>Strip Flashing Alum 1 1/2" White/Brown Strip Flashing Alum 2 1/2" White/Brown</p> <p>Flashing provides a waterproof tool that diverts water from the roof's fascia and into the gutter itself.</p>	<p>Y-15 Y-16</p>	<p>300Ft 300Ft</p>
	<p>GS 12-3 Self Leveling</p> <p>This product exhibits excellent adhesion to porous and non-porous substrates. It is also weatherproof, self-cleaning and shows excellent aging qualities and heat resistance. 10.6 oz per tube</p>	<p>C-3</p>	<p>24</p>
	<p>12-1 Permaseal Alum.</p> <p>This versatile adhesive/sealant is resistant to all climate conditions; fungus, many acids, salt and many chemicals. Forms a permanent, yet flexible bond which will withstand sub-zero temperatures or the extremes of desert sun.</p>	<p>C-1</p>	<p>24</p>
	<p>Permaseal WT PS-W</p> <p>Formulated with a very special polymer and fortified with pigment, resins and fillers to deliver fast tac, controlled flow, and maximum bond strengths after fully cured. This bond toughens with age and remains permanently flexible after repeated exposure to expansion and contraction due to extreme temperature changes. 10.6 oz per tube. White in color.</p>	<p>C-4</p>	<p>24</p>
	<p>Permaseal High Velocity PS-CG_HV</p> <p>High Viscosity sealant with minimal flow. It provides maximum gap filling and can be used on sloped seams without any sacrifice in flexibility or adhesion after fully cured. May be applied at temperatures as low as 32 degrees F and even under wet conditions including standing water. 10.6 oz per tube. Aluminum in color</p>	<p>C-5</p>	<p>24</p>






	<p>Geocel 2320</p> <p>This sealant is a single component, elastomeric, semi-self-leveling, high performance tripolymer sealant designed to prevent the passage of air and moisture through small joints or seams. The product has excellent adhesion to most building surfaces, even when wet or oily, superior ultraviolet resistance, paintable, cleans up easily and is asphalt compatible. 10.3 oz per tube.  <b>Available in White, Clear, or Aluminum Gray</b></p>	<p>C-*</p>	<p>24</p>
	<p>Ruscoe #2 Self leveling</p> <p>Formulated with a very special polymer and fortified with pigment, resins and fillers to deliver fast tac, controlled flow, and maximum bond strengths after fully cured. This bond toughens with age and remains permanently flexible after repeated exposure to expansion and contraction due to extreme temperature changes. 10.6 oz per tube.</p>	<p>C-6</p>	<p>12</p>
	<p>Pop Rivets (multiple colors available)</p> <p>Used to join thin pieces of metal.</p>	<p>PR-*</p>	<p>1000</p>
	<p>#8x1/2" Zip Screws (multiple colors available)</p> <p>Bulk Box in White Only  Also available in bags of 100 (for colors only)</p>	<p>S-*</p> <p>S-1 Bulk</p>	<p>1000</p> <p>13,000</p>
	<p>#10x1 1/2" Screws (Mill Finish)</p> <p>#10x2" Screws (Mill Finish)</p> <p>These self piercing screws have 1/4" heads that are 28% taller than the standard. They also have a #10 washer under the head instead of the standard #8 washer. <b>For regions with snow and ice, we recommend the #12 1-1/2 screw.</b></p>	<p>S-100</p> <p>S-103</p>	<p>1000</p> <p>1000</p>





	<p>#8x1/2" Stainless Steel Painted</p> <p>(Available in White, Royal Brown, Clay &amp; Black)</p>	<p>S-1SS</p>	<p>1000</p>
	<p>#12x1 1/2" Screws (Mill Finish)Hi-Lo Thread #17 Point</p> <p>Recommended for regions with snow and ice. Tall head that wont slip out of the drive. 28% taller than the standard.</p>	<p>S-101</p>	<p>1000</p>
	<p>#12x1 1/2" Screws Ruspert #12x2" Screw-Ruspert</p> <p>These screws are tested with Salt Spray for 1000 hours. Highly resistant to red rust.</p>	<p>S-101R S-104R</p>	<p>1000 1000</p>
	<p>1/2" Ceramic Zip Screw (White Only)</p>	<p>S-1R</p>	<p>1000</p>
	<p>1/2" Ceramic Zip Screws (Colors Available)</p> <p>These screws are tested with Salt Spray for 1000 hours. Highly resistant to red rust.</p>	<p>S-*R</p>	<p>1000</p>
	<p>#10x1 1/2" Neo Washer Screw #10x2" Neo Washer Screw #10x2 1/2" Neo Washer Screw #10x3" Neo Washer Screw (Available in Galvanized or White) Also known as Pole Barn Screws and Sheet to Wood Screws.</p>	<p>S-502* S-503* S-504* S-505*</p>	<p>500 500 500 500</p>
	<p>1/4" x 1 1/4" Green Tubular Anchors</p> <p>Use with either wood screws or sheet metal screws.</p>	<p>S-908</p>	<p>1</p>

	<p>1/4" Mag 2 9/16" Drive</p> <p>Malco nut Setter has an extra strong magnet. After testing several brands, we found this one holds the screw better than any other!</p>	<p>N-1</p>	<p>1</p>
	<p>1/4" x 6" Drive Impact Rated</p> <p>Our 6" Nut Setter has an extra strong magnet. After testing several brands, we found this one holds the screw better than any other!</p>	<p>N-5</p>	<p>1</p>
	<p>1/4" x 8" Drive</p> <p>Our 8" Nut Setter has an extra strong magnet. After testing several brands, we found this one holds the screw better than any other!</p>	<p>N-4</p>	<p>1</p>
	<p>5" Drop-In Gutter Guard 6" Drop-In Gutter Guard</p> <p>Drop In Gutter Guard. Mill Finish Aluminum. A very economical product and easy to install. Widest point of the holes are 5/32". 4' Long Pieces-100' per box</p>	<p>G-1 G-3</p>	<p>25 25</p>
	<p>5" Lock-In Gutter Guard Steel 6" Lock-In Gutter Guard Steel</p> <p>Small hole design made of powder coated steel. Locks into gutter, without disturbing the shingles-snaps in and out for easy cleaning. 4' Long pieces-100' per box.</p>	<p>G-2 G-4</p>	<p>25 25</p>
	<p>5" EZ-Slide Gutter Guard 6" EZ-Slide Gutter Guard</p> <p>Perforated aluminum gutter protection. Excellent deflector of pine needles and leaves. Low profile on gutter, handles the downpours, will not blow off and it's maintenance free! 4' Long-100' per box.</p>	<p>G-8 G-11</p>	<p>25 25</p>
	<p>5" Step-Down Gutter Guard 6" Step-Down Gutter Guard</p> <p>Small hole design made of black powder coated steel. Spring action, so no need to disturb the shingles! Back edge is bent down to hold up the screen, helping eliminate debris from collecting on the back edge of gutter. 4' Long Pieces-100' per box</p>	<p>G-16 G-17</p>	<p>25 25</p>

	<p>5" EZ Step Under 5/6" EZ Step Under</p> <p>Made from .028 expanded galvanized steel that is powder-coated. This is the strongest line of screen on the market today! 4' Long Pieces-100' per box.</p>	<p>G-21 G-31</p>	<p>25 25</p>
	<p>5" Micro Mesh Gutter Guard 6" Micro Mesh Gutter Guard</p> <p>This Micro-Mesh powder-coated aluminum screen is great for extreme environments and coastal applications that can cause some competitive products to corrode. 4' Long Pieces-100' per box</p>	<p>G-32 G-33</p>	<p>25 25</p>
	<p>5" Real Gutter cover Mill finish 6" Real Gutter cover Mill Finish</p> <p>Easily notched and formed in the field for a tight custom fit to deter pests. The reverse bend helps to eliminate splash over. 4' Long Pieces-200' per box</p>	<p>G-26 G-24</p>	<p>50 50</p>
	<p>5" Speed Screen Elite (Small Hole) 6" Speed Screen Elite (Small Hole)</p> <p>Small Hole powder coated aluminum gutter guard. 4' Long Pieces-100' per box</p>	<p>G-53 G-54</p>	<p>25 25</p>
	<p>5" EZ Smooth Flow Black 4ft long 5" EZ Smooth Flow Mill 4ft long 6" EZ Smooth Flow Black 4ft long 6" EX Smooth Flow Mill 4ft long</p> <p>Effective and simple to install guard recesses into the gutter and fastens to the front with stainless steel screws (provided).</p>	<p>G-115 Black G-115 Mill G-116 Black G-116 Mill</p>	<p>50 50 50 50</p>
	<p>5" Leaf Destroyer 6" Leaf Destroyer</p> <p>Leaf Destroyer is the only stainless steel filter on the market that "snaps" into standard gutter with spring tension. This stainless steel gutter likter is a tightly woven heavy gage mesh that is corrosion resistant with significant water infiltration.</p>	<p>G-145 G-146</p>	<p>25 25</p>

	<p>5" Leaf Blaster Pro 6" Leaf Blaster Pro</p> <p>This 316 Stainless Steel Micro Mesh blocks even the smallest debris and resists warping or rusting year after year. Screws included 4 foot lengths</p>	<p>G-130 G-131</p>	<p>25 25</p>
	<p>Malco Gutter Outlet Punch Available In: 3x4, 3x4 X-Punch, 2x3, 2x3 X-Punch</p> <p>Malco Gutter Outlet Punch and Die makes clean, accurate hole cuts in aluminum gutter (.032 max). Used to punch the various styles of Dies through aluminum gutters to attach drain spouts. Dies are interchangeable.</p>	<p>Malco Tool</p>	<p>1 Tool &amp; 1 Die</p>
	<p>Malco C-5 Downspout Crimper Red Line</p> <p>Produces a double crimp that downsizes without deforming downspout: walls stay square for a tight fitting, leakproof connection. Tool also features rust resistant plating. Non-slip vinyl grips with hand stops provide added comfort and resistance to elements.</p>	<p>Malco C5R</p>	<p>1</p>
	<p>Malco SL1R Snap lock Punch</p> <p>Slide adjustment for throat depth allows settings from 1/4" to 5/8" (6 to 16 mm) depth. Also used to crimp end caps on gutter. Nickel plate and black oxide finish. Formed metal cutting jaws.</p>	<p>Malco SL1R</p>	<p>1</p>
	<p>Gutter Run Out Stand Deluxe With Rollers</p> <p>Gutter Run out Stand quickly adjusts from 28 3/4" to 45 1/4". Bottom legs fold up for easy storage. One size for both 5 and 6" gutter.</p>	<p>Run Out Stand Deluxe Run Out Stand</p>	<p>1 1</p>

	<p>5" or 6" Expansion Joints</p> <p>An assembly designed to safely absorb the temperature-induced expansion and contraction of construction materials, to absorb vibrations, hold parts together and to allow movement due to ground settlement.</p>	<p>Expansion Joints</p>	<p>1</p>
	<p>5/6" Mini Coil Cradle (For Coils up to 150 lbs.)</p>	<p>Mini Coil Cradle</p>	<p>1</p>

#	Color	.032 X 11.75	.027 X 11.75	.032 X 15"	5" Box	5" Strip	5" Bay	6" Box	6" Strip	6" Bay	2x3 Down	3x4 Down	4X5 Down
1	30 White	X	X	X	X	X	X	X	X	X	x	x	x
2	Clay	x	x	x	x	x	x	x	x	x	x	x	x
3	Royal Brown	x	x	x	x	x	x	x	x	x	x	x	x
4	Grecian Green	x		x	x	x	x	x	x	x	x	x	x
5	Terra Bronze	x		x	x	x	x	x	x	x	x	x	x
6	Musket 10	x		x	x	x	x	x	x	x	x	x	
7	Classic Cream	x		x	x	x		x	x		x	x	x
8	80 White	x	x	x	x	x	x	x	x	x	x	x	
9	Wicker	x		x	x	x	x	x	x	x	x	x	x
10	Nor Beige	x		x	x	x		x	x		x	x	
11	Black	x		x	x	x	x	x	x	x	x	x	x
12	Sand	x		x	x	x			x			x	
13	Charcoal Gray	x		x	x	x		x	x		x	x	x
14	Chestnut Tan	x		x	x	x	x	x	x	x	x	x	
15	Sandcastle	x		x	x	x	x	x	x	x	x	x	
16	Pebblestone	x		x	x	x		x	x		x	x	
17	Al Almond	x		x	x	x		x	x		x	x	x
18	Dark Bronze	x		x	x	x	x	x	x	x	x	x	x
19	Tan	x		x	x	x			x			x	
30	Coppertone	x		x	x			x				x	
31	Sungold	x				x						x	
32	Heather	x			x	x	x					x	
33	Mocha	x		x	x	x		x				x	
34	Cornsilk	x				x						x	
35	Bright Red	x		x		x		x	x			x	
36	Regal Blue	x		x		x		x	x			x	
50	Burgundy	x		x	x	x		x				x	
51	Musket 30	x		x	x	x		x				x	x
52	Scotch Red	x		x	x	x		x	x			x	
53	Tuxedo Gray	x			x	x						x	
54	Montana Suede	x				x						x	
55	Linen	x			x	x						x	



#	Color	.032 X 11.75	.027 X 11.75	.032 X 15"	5" Box	5" Strip	5" Bay	6" Box	6" Strip	6" Bay	2x3 Down	3x4 Down	4X5 Down
56	Antique Ivory	x		x	x	x		x	x			x	
57	Pearl Gray	x		x	x	x		x	x		x	x	
58	Tudor Brown	x			x							x	
59	Champagne	x			x							x	
60	Bar Almond	x			x							x	
61	Herringbone	x		x	x	x		x				x	
63	Alcoa Almond	x		x	x			x			x	x	
64	Nor Gray	x		x	x			x				x	
65	Sandy Beige	x										x	
66	Silver	x			x							x	
67	Ivy		x		x						x		
68	Nor Pewter	x		x	x			x				x	
69	Cranberry	x		x	x	x		x				x	
70	Wheat	x		x	x			x				x	
71	Imperial Brown		x		x						x		
72	French Cream	x		x	x			x				x	
73	Cobblestone	x			x							x	
74	Forest Green	x			x							x	
75	Granite Gray	x			x							x	